



Mi • Light Subordinate New Brand

# 12W RGB+CCT LED Downlight

Model No.: FUT066

## 1. Product Features



RGB+CCT  
16 Millions of colors to choose



Color temperature  
2700-6500K



Dimmable  
Saturation control



2.4GHz RF, Remote control  
Control distance 30m



Support third party voice control  
(2.4GHz gateway is needed)



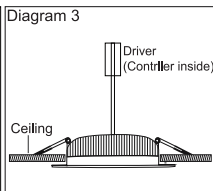
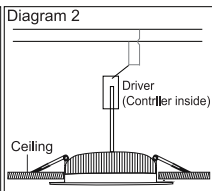
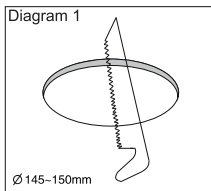
Smart phone App control  
(WiFi Box or 2.4GHz gateway is needed)

## 2. Technical Parameters

Model No.	FUT066	White LED QTY	Warm White LED 24pcs/Cold White LED 24pcs
Power	12W	RGB LED	5050 (0.2W*20pcs)
Voltage	AC100~240V 50/60Hz	Lifespan	50000 Hours
Work Temp.	-20~60°C	RF	2.4GHz
Color Temp.	2700K~6500K	Control Distance	30m
CRI	>80	Beam Angle	120°
PF	>0.5	Size	Φ180*40mm
Light Efficiency	88LM/W	Hole Size	145-150mm
Luminous Flux	1100LM	Material	Aluminum
White LED	2835 (0.5W)		

## 3. Installation

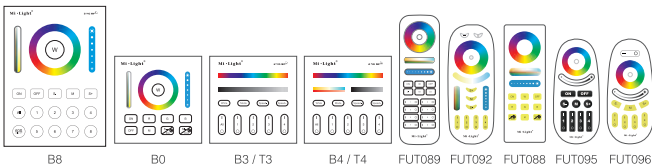
- 1). This product is suitable for the ceiling-mounted installation.
- 2). Please open the hole on the ceiling according to the correct size of Diagram 1.
- 3). Connect the driver properly according to the wire connection Diagram 2. And then put the driver and wire into the ceiling from the hole.
- 4). Push in the two spring elements, make sure that they are deployed and anchored on the back of the ceiling.



## 4. Safety Guide

- 1). To reduce the risk of electric shock, please ensure the power is not connected when you install the downlight. Even though the light body is cold to touch shortly after normal operation, please be careful when handling the metal cooling fins as they may contain sharp edges. Always hold the light by the acrylic part. If the light is damaged, please seek professional electrical assistance, or please discard the light .
- 2). Notice! Amateurs do not disassemble or install the lamps.
- 3). Lamp installation must be correct and strict, solid and reliable, avoid long time using in violent vibration place.
- 4). The lamps send out normal quantity of heat during working. Please don't use any cover to cover the body of the lamps.

## 5. Compatible Remote



Lighting can be working after linking with remote; for more details, pls read the remote instruction.



[www.futlight.com](http://www.futlight.com)  
Made in China

